

































RESULTS NACAC ATHLETES - REPORT DAY 2 - AUG 2

(by Carlos Clemente - NACAC Statistics- email: ranking.results@yahoo.com)

MEN

FINALS UP TO 8th Place

PLACE	ATHLETE	DOB	AGE	CAT	NAT	EVENT	MARK	SERIE
BRONZE	Grant FISHER	22-abr-1997	27	s	USA 	10000	26.43.46	FINAL
4	Mohammed AHMED	5-ene-1991	33	s	CAN 	10000	26.43.79	FINAL
5	Evan DUNFEE	28-sep-1990	34	s	CAN 	20km RW	1h 19.16	FINAL

#	ATHLETE	DOB	AGE	CAT	NAT	EVENTS	MARK	SERIE
Q	Cole HOCKER	6-jun-2001	23	s	USA 	1500	3.35.27	Heats
Q	Yared NUGUSE	1-jun-1999	25	s	USA 	1500	3.36.56	Heats
Q	Hobbs KESSLER	15-mar-2003	21	s	USA 	1500	3.36.87	Heats
Re	Charles PHILIBERT-THIBOUTOT	31-dic-1990	34	s	CAN 	1500	3.36.92	Heats
Re	Kieran LUMB	2-ago-1998	26	s	CAN 	1500	3.38.11	Heats
12	Nico YOUNG	27-jul-2002	22	s	USA 	10000	26.58.11	FINAL
16	William KINCAID	21-sep-1992	32	s	USA 	10000	27.29.40	FINAL
13	Noel Ali CHAMA ALMAZAN	15-sep-1997	27	s	MEX 	20km RW	1h 20.19	FINAL NR
14	Ricardo ORTIZ RIVERA	7-feb-1995	29	s	MEX 	20km RW	1h 20.27	FINAL
38	Jose Alejandro BARRONDO XUC	16-sep-1996	28	s	GUA 	20km RW	1h 24.17	FINAL
56	Erick Bernabe BARRONDO GARCIA	14-jun-1991	33	s	GUA 	20km RW	1h 26.19	FINAL
.	Jose Luis DOCTOR MORALES	14-jun-1996	28	s	MEX 	20km RW	DQ	FINAL
Q	Payton OTTERDAHL	2-abr-1996	28	s	USA 	Shot Put	21.52	Quali
Q	Ryan CROUSER	18-dic-1992	32	s	USA 	Shot Put	21.49	Quali
q	Joe KOVACS	28-jun-1989	35	s	USA 	Shot Put	21.24	Quali
q	Uziel Aaron MUÑOZ GALARZA	8-sep-1995	29	s	MEX 	Shot Put	21.22	Quali
q	Rajindra CAMPBELL	28-feb-1996	28	s	JAM 	Shot Put	21.05	Quali
Q	Ethan KATZBERG	5-abr-2002	22	s	CAN 	Hammer Throw	79.93	Quali
Q	Rowan HAMILTON	29-ene-2000	24	s	CAN 	Hammer Throw	77.78	Quali
Q	Rudy WINKLER	6-dic-1994	30	s	USA 	Hammer Throw	77.29	Quali
13	Adam KEENAN	26-mar-1993	31	s	CAN 	Hammer Throw	74.45	Quali
22	Diego Alan DEL REAL GALINDO	6-mar-1994	30	s	MEX 	Hammer Throw	72.10	Quali
26	Jerome VEGA LLANOS	7-jul-1995	29	s	PUR 	Hammer Throw	71.61	Quali
.	Daniel HAUGH	3-may-1995	29	s	USA 	Hammer Throw	NM	Quali
2	Ayden OWENS-DELERME	28-may-2000	24	s	PUR 	Decathlon	4608	DAY 1
4	Damian WARNER	4-nov-1989	35	s	CAN 	Decathlon	4561	DAY 1
6	Lindon VICTOR	28-feb-1993	31	s	GRN 	Decathlon	4463	DAY 1
8	Harrison WILLIAMS	7-mar-1996	28	s	USA 	Decathlon	4432	DAY 1
11	Heath BALDWIN	8-feb-2001	23	s	USA 	Decathlon	4366	DAY 1
13	Ken MULLINGS	28-abr-1997	27	s	BAH 	Decathlon	4255	DAY 1
19	Zachery ZIEMEK	23-feb-1993	31	s	USA 	Decathlon	4071	DAY 1

WOMEN

FINALS UP TO 8th Place

PLACE	ATHLETE	DOB	AGE	CAT	NAT	EVENT	MARK	SERIE
5	Alegna Aryday GONZALEZ MUÑOZ	2-ene-1999	25	s	MEX	20km RW	1h 27.14	FINAL

#	ATHLETE	DOB	AGE	CAT	NAT	EVENTS	MARK	SERIE
Q	Shelly-Ann FRASER-PRYCE	27-dic-1986	38	s	JAM	100	10.92	Heats
Q	Sha'Carri RICHARDSON	25-mar-2000	24	s	USA	100	10.94	Heats
Q	Julien ALFRED	10-jun-2001	23	s	LCA	100	10.95	Heats
Q	Audrey LEDUC	9-mar-1999	25	s	CAN	100	10.95	Heats NR
Q	Melissa JEFFERSON	21-feb-2001	23	s	USA	100	10.96	Heats
Q	Tia CLAYTON	17-ago-2004	20	s	JAM	100	11.00	Heats
q	Gladymar TORRES	26-mar-2003	21	s	PUR	100	11.12	Heats NR
Q	Twanisha TERRY	24-ene-1999	25	s	USA	100	11.15	Heats
Q	Shashalee FORBES	10-may-1996	28	s	JAM	100	11.19	Heats
Q	Leah BERTRAND	26-jul-2002	22	s	TTO	100	11.27	Heats
30	Jacqueline MADOGO	14-abr-2000	24	s	CAN	100	11.27	Heats
37	Michelle-Lee Raquel AHYE	10-abr-1992	32	s	TTO	100	11.33	Heats
42	Joella LLOYD	4-dic-2002	22	s	ANT	100	11.37	Heats
43	Yunisleydy de la Caridad GARCIA ABREU	11-ago-1999	25	s	CUB	100	11.37	Heats
45	Cecilia TAMAYO GARZA	4-mar-1997	27	s	MEX	100	11.39	Heats
53	Tristan Cadija EVELYN	25-ene-1998	26	s	BAR	100	11.55	Heats
57	Halle HAZZARD	4-feb-1999	25	s	GRN	100	11.88/11.70	Heats
63	Zahria ALLERS-LIBURD	6-mar-2002	22	s	SKN	100	11.73/11.89	Heats
67	Maria Alejandra CARMONA BLASS	31-ene-1999	25	s	NCA	100	11.88/12.00	Heats NR
70	Mariandree CHACON AROCHE	6-nov-2004	20	s	GUA	100	11.90/12.06	Heats
Q	Shafiqua MALONEY	27-feb-1999	25	s	VIN	800	1.58.23	Heats NR
Q	Natoya GOULE-TOPPIN	30-mar-1991	33	s	JAM	800	1.58.66	Heats
Q	Daily Marlins COOPER GASPAS	11-mar-2002	22	s	CUB	800	1.58.88	Heats
Q	Nia AKINS	7-jul-1998	26	s	USA	800	1.59.67	Heats
Q	Juliette WHITTAKER	1-dic-2003	21	s	USA	800	2.00.45	Heats
Re	Allie WILSON	31-mar-1996	28	s	USA	800	1.59.69	Heats
Re	Rose Mary ALMANZA BLANCO	13-jul-1992	32	s	CUB	800	2.00.36	Heats
Re	Jazz SHUKLA	24-ago-1998	26	s	CAN	800	2.00.80	Heats
Re	Adelle TRACEY	27-may-1993	31	s	JAM	800	2.03.47	Heats
Q	Elise CRANNY	9-may-1996	28	s	USA	5000	14.58.55	Heats
Q	Karissa SCHWEIZER	4-may-1996	28	s	USA	5000	14.59.64	Heats
Q	Whitni MORGAN	22-oct-1997	27	s	USA	5000	15.02.14	Heats
20	Laura Esther GALVAN RODRIGUEZ	5-oct-1991	33	s	MEX	5000	15.05.20	Heats
35	Alma Delia CORTES GARCIA	26-dic-1997	27	s	MEX	5000	15.45.33	Heats
36	Briana SCOTT	27-jun-1990	34	s	CAN	5000	15.47.30	Heats
24	Alejandra ORTEGA SOLIS	8-jul-1994	30	s	MEX	20km RW	1h 31.58	FINAL
29	Rachelle DE ORBETA PEREZ	27-mar-2000	24	s	PUR	20km RW	1h 33.33	FINAL
39	Ilse Ariadna GUERRERO RODARTE	24-mar-1993	31	s	MEX	20km RW	hh 37.10	FINAL
q	Vashti CUNNINGHAM	18-ene-1998	26	s	USA	High Jump	1.92	Quali
15	Rachel GLENN	17-abr-2002	22	s	USA	High Jump	1.88	Quali
24	Lamara DISTIN	3-mar-2000	24	s	JAM	High Jump	1.88	Quali
Q	Leyanis PEREZ HERNANDEZ	10-ene-2002	22	s	CUB	Triple Jump	14.68	Quali
Q	Shanieka RICKETTS	2-feb-1992	32	s	JAM	Triple Jump	14.47	Quali
Q	Jasmine MOORE	1-may-2001	23	s	USA	Triple Jump	14.43	Quali
Q	Liadagmis POVEA RODRIGUEZ	6-feb-1996	28	s	CUB	Triple Jump	14.39	Quali

Q	Thea Noelia LAFOND	5-abr-1994	30	s	DMA		Triple Jump	14.35	Quali
q	Ackelia SMITH	5-feb-2002	22	s	JAM		Triple Jump	14.09	Quali
q	Keturah ORJI	5-mar-1996	28	s	USA		Triple Jump	14.09	Quali
14	Tori FRANKLIN	7-oct-1992	32	s	USA		Triple Jump	14.02	Quali
15	Charisma TAYLOR	3-sep-1999	25	s	BAH		Triple Jump	14.01	Quali
20	Kimberly WILLIAMS	3-nov-1988	36	s	JAM		Triple Jump	13.77	Quali
Q	Valarie ALLMAN	23-feb-1995	29	s	USA		Discus Throw	69.59	Quali
13	Veronica FRALEY	27-may-2000	24	s	USA		Discus Throw	62.54	Quali
18	Jayden ULRICH	15-sep-2002	22	s	USA		Discus Throw	61.08	Quali
19	Melany del Pilar MATHEUS MOREJON	19-ene-2001	23	s	CUB		Discus Throw	61.07	Quali
25	Silinda Oneisi MORALES ZENEA	30-ago-2000	24	s	CUB		Discus Throw	59.46	Quali
31	Samantha HALL	19-abr-1993	31	s	JAM		Discus Throw	54.94	Quali

MIXED

#	ATHLETE	DOB	AGE	CAT	NAT	EVENTS	MARK	SERIE		
Q	Vernon Norwood, Shamier Little, Bryce Deadmon, Kaylyn Brown				USA		4x400 Mixed	3.07.41	Heats	WR
q	Reheem Hayles, Junelle Bromfield, Zandrion Barnes, Stephanie McPherson				JAM		4x400 Mixed	3.11.06	Heats	NR
13	Wendell Miller, Javonya Valcourt, Alonzo Russell, Quincy Penn				BAH		4x400 Mixed	3.14.58	Heats	
16	Erick Sanchez, Milagros Duran, Robert King, Anabel Medina				DOM		4x400 Mixed	3.18.39	Heats	

NACAC MEDAL TABLE - DAY 2 - AUG 2

(by Carlos Clemente - NACAC Statistics)

RANK	COUNTRY		G	S	B	4th	5th	6th	7th	8th	TOTAL
1	UNITED STATES		0	0	1	0	0	0	0	0	1
.	CANADA		0	0	0	1	1	0	0	0	0
.	MEXICO		0	0	0	0	1	0	0	0	0
	TOTAL		0	0	1	1	2	0	0	0	0