

2005 Pan American Junior Athletics Championships

The 13th **Pan American Junior Athletics Championships** were held in Windsor, Ontario at the University of Windsor Stadium on July 29–31, 2005.^[1]

Contents

Participation (unofficial)

Medal summary

Men

Women

Medal table (unofficial)

References

External links

Participation (unofficial)

Detailed result lists can be found on the Athletics Canada,^[2] the CACAC,^[3] the USA Track & Field,^[4] and the "World Junior Athletics History" website.^[5] An unofficial count yields the number of about 387 athletes from about 35 countries: Anguilla (1), Antigua and Barbuda (3), Argentina (5), Aruba (1), Bahamas (16), Barbados (6), Bermuda (5), Brazil (29), British Virgin Islands (3), Canada (73), Cayman Islands (4), Chile (6), Colombia (10), Costa Rica (5), Cuba (14), Dominican Republic (2), El Salvador (1), Grenada (2), Guatemala (5), Guyana (1), Haiti (2), Jamaica (43), Mexico (21), Nicaragua (2), Panama (1), Paraguay (2), Peru (6), Puerto Rico (18), Saint Kitts and Nevis (6), Saint Lucia (1), Saint Vincent and the Grenadines (2), Trinidad and Tobago (17), United States (80), Uruguay (1), Venezuela (3).

Medal summary

Medal winners are published.^[6] Complete results can be found on the Athletics Canada,^[2] on the CACAC,^[3] on the USA Track & Field^[4] and on the "World Junior Athletics History" website.^[5]





Men

XIII Pan American Junior Athletics Championships









Dates	July 29–31
Host city	Windsor, Canada <div> Canada</div>
Venue	University of Windsor Stadium
Level	Junior
Events	44
Participation	about 387 athletes from 35 nations
← 2003 Bridgetown	2007 São Paulo →

Event	Gold		Silver		Bronze	
<u>100 metres</u> (Wind: +0.7 m/s)	 <u>James Samuels</u> (USA)	10.20 =CR	 <u>Justyn Warner</u> (CAN)	10.26	 <u>Rafael Ribeiro</u> (BRA)	10.33
<u>200 metres</u> (Wind: +2.5 m/s)	 <u>Otis McDaniel</u> (USA)	20.67w	 <u>Tremaine Smith</u> (USA)	20.78w	 <u>Daniel Bailey</u> (ATG)	20.80w
<u>400 metres</u>	 <u>Justin Oliver</u> (USA)	46.73	 <u>Nathaniel Anderson</u> (USA)	46.91	 <u>Jason Edwards</u> (JAM)	47.31
<u>800 metres</u>	 <u>Gilder Barboza</u> (VEN)	1:50.76	 <u>Karjuan Williams</u> (USA)	1:50.97	 <u>Jacob DuBois</u> (USA)	1:51.01
<u>1500 metres</u>	 <u>Mike Woods</u> (CAN)	3:45.72 CR	 <u>Braden Novakowski</u> (CAN)	3:48.92	 <u>Mark Matusak</u> (USA)	3:49.81
<u>5000 metres</u>	 <u>Daniel Nunn</u> (USA)	14:55.17	 <u>Paul Hefferon</u> (USA)	14:56.65	 <u>Joilson da Silva</u> (BRA)	14:58.54
<u>10,000 metres</u>	 <u>Neal Naughton</u> (USA)	30:12.14	 <u>Joshua Perrin</u> (USA)	30:19.53	 <u>Joilson da Silva</u> (BRA)	30:21.62
<u>3000 metres steeplechase</u>	 <u>José Alberto Sánchez</u> (CUB)	8:43.96 CR	 <u>Alex Genest</u> (CAN)	8:47.00	 <u>Chris Winter</u> (CAN)	8:58.49
<u>110 metres hurdles</u> (Wind: −1.6 m/s)	 <u>Dayron Robles</u> (CUB)	13.46 CR	 <u>Tyron Akins</u> (USA)	14.00	 <u>Dominic Berger</u> (USA)	14.01
<u>400 metres hurdles</u>	 <u>Reuben McCoy</u> (USA)	50.28	 <u>Greg Offerman</u> (USA)	51.84	 <u>Terry Marshall</u> (BAR)	52.12
<u>High jump</u>	 <u>Dustin Jonas</u> (USA)	2.21	 <u>Darvin Edwards</u> (LCA)	2.15	 <u>Guilherme Cobbo</u> (BRA)	2.15
<u>Pole vault</u>	 <u>Germán Chiaraviglio</u> (ARG)	5.40	 <u>Mitch Greeley</u> (USA)	5.00	 <u>José Montaña</u> (MEX)	5.00
<u>Long jump</u>	 <u>Robert Rands</u> (USA)	7.60 (−1.1 m/s)	 <u>Jermaine Alphous Jackson</u> (JAM)	7.59 (−1.7 m/s)	 <u>Oluseyi Smith</u> (CAN)	7.27 (−0.4 m/s)
<u>Triple jump</u>	 <u>Denis Fernández</u> (CUB)	16.80w (2.1 m/s)	 <u>Kenneth Hall</u> (USA)	16.55 (1.6 m/s)	 <u>Maxwell Álvarez</u> (GUA)	15.50 (1.9 m/s)
<u>Shot put</u>	 <u>Ryan Whiting</u> (USA)	19.75	 <u>Nathan Englin</u> (USA)	19.61	 <u>Kyle Helf</u> (CAN)	18.21
<u>Discus throw</u>	 <u>Ryan Whiting</u> (USA)	61.40 CR	 <u>Jorge Fernández</u> (CUB)	57.87	 <u>Edward Cornell</u> (USA)	55.04
<u>Hammer throw</u>	 <u>Boldizsár Kocsor</u> (USA)	68.15	 <u>Roberto Janet</u> (CUB)	66.76	 <u>John Freeman</u> (USA)	64.58
<u>Javelin throw</u>	 <u>Júlio César de Oliveira</u> (BRA)	72.35	 <u>Corey White</u> (USA)	69.76	 <u>Víctor Fatecha</u> (PAR)	67.00
<u>Decathlon</u>	 <u>Andrés Silva</u> (URU)	7641 CR	 <u>Yunior Díaz</u> (CUB)	7290	 <u>Michael Bingham</u> (USA)	7049
<u>10,000 metres track walk</u>	 <u>Marco Antonio</u>	44:49.62	 <u>Pierre-Luc Ménard</u> (CAN)	45:09.50	 <u>Noel Santini</u> (PUR)	45:32.16

	Rodríguez (ESA)					
<u>4 × 100 metres relay</u>	 <u>United States</u> <u>Wopamo Osaisai</u> <u>Otis McDaniel</u> <u>Tremaine Smith</u> <u>James Samuels</u>	39.36	 <u>Canada</u> <u>Adam Newton</u> <u>Oluseyi Smith</u> <u>Gavin Smellie</u> <u>Justyn Warner</u>	40.25	 <u>Jamaica</u> <u>Cawayne</u> <u>Jervis</u> <u>Dwight</u> <u>Mullings</u> <u>Rascive Grant</u> <u>Omar Brown</u>	40.27
<u>4 × 400 metres relay</u>	 <u>United States</u> <u>Lionel Larry</u> <u>Terrance Reid</u> <u>Nate Anderson</u> <u>Justin Oliver</u>	3:05.34	 <u>Jamaica</u> <u>Michael Gardener</u> <u>Leford Green</u> <u>Kerone Robinson</u> <u>Jason Edwards</u>	3:08.64	 <u>Canada</u> <u>Gavin Smellie</u> <u>Aaron White</u> <u>Brian</u> <u>Cummings</u> <u>Bryan Barnett</u>	3:09.50

Women





















Event	Gold		Silver		Bronze	
<u>100 metres</u> (Wind: −1.8 m/s)	 <u>Cleo Tyson</u> (USA)	11.52	 <u>Schillonie Calvert</u> (JAM)	11.80	 <u>Darlenis Obregón</u> (COL)	11.82
<u>200 metres</u> (Wind: +2.0 m/s)	 <u>Anneisha McLaughlin</u> (JAM)	23.00	 <u>Alexandria Anderson</u> (USA)	23.06	 <u>Brittany Jones</u> (USA)	23.23
<u>400 metres</u>	 <u>Natasha Hastings</u> (USA)	52.15	 <u>Carline Muir</u> (CAN)	52.38	 <u>Sonita Sutherland</u> (JAM)	52.68
<u>800 metres</u>	 <u>Rebekah Noble</u> (USA)	2:04.07	 <u>Heidi Magill</u> (USA)	2:04.12	 <u>Analia Videaux</u> (CUB)	2:06.49
<u>1500 metres</u>	 <u>Sarah Bowman</u> (USA)	4:17.61	 <u>Erin Bedell</u> (USA)	4:22.87	 <u>Liudmila Florentín</u> (CUB)	4:26.94
<u>3000 metres</u>	 <u>Alyson Kohlmeier</u> (CAN)	9:25.09	 <u>Inés Melchor</u> (PER)	9:36.24	 <u>Mandy McBean</u> (CAN)	9:42.75
<u>5000 metres</u>	 <u>Inés Melchor</u> (PER)	16:48.06	 <u>Nicole Blood</u> (USA)	16:55.17	 <u>Whitney Anderson</u> (USA)	17:04.22
<u>3000 metres steeplechase</u>	 <u>Sabine Heitling</u> (BRA)	10:04.71	 <u>Marie Lawrence</u> (USA)	10:27.44	 <u>Lindsay Allen</u> (USA)	10:28.49
<u>100 metres hurdles</u> (Wind: +2.1 m/s)	 <u>Latoya Greaves</u> (JAM)	13.38w	 <u>Natasha Ruddock</u> (JAM)	13.42w	 <u>Geneviève Thibault</u> (CAN)	13.50w
<u>400 metres hurdles</u>	 <u>Nickiesha Wilson</u> (JAM)	57.40	 <u>Krystal Cantey</u> (USA)	59.26	 <u>Corri-Ann Campbell-Fell</u> (CAN)	60.64
<u>High jump</u>	 <u>Rhonda Watkins</u> (TRI)	1.79	 <u>Latroya Darrell</u> (BER)  <u>Chealsea Taylor</u> (USA)	1.79		
<u>Pole vault</u>	 <u>Keisa Monterola</u> (VEN)	4.10 CR	 <u>Rachel Greff</u> (USA)	3.95	 <u>Leah Vause</u> (CAN)	3.85
<u>Long jump</u>	 <u>Arantxa King</u> (BER)	6.21 (−0.7 m/s)	 <u>Gayle Hunter</u> (USA)	6.15 (+1.5 m/s)	 <u>Rhonda Watkins</u> (TRI)	6.05 (+0.9 m/s)
<u>Triple jump</u>	 <u>Yanelis Veranes</u> (CUB)	13.54 (+1.7 m/s)	 <u>Tânia Ferreira da Silva</u> (BRA)	13.38w (+2.2 m/s)	 <u>Verónica Davis</u> (VEN)	13.30w (+2.5 m/s)
<u>Shot put</u>	 <u>Sarah Stevens</u> (USA)	16.10	 <u>Melissa Faubus</u> (USA)	15.35	 <u>Rocío Comba</u> (ARG)	14.41
<u>Discus throw</u>	 <u>Lisandra Rodríguez</u> (CUB)	49.86	 <u>Shanna Dickenson</u> (USA)	49.68	 <u>Yuneimis Soria</u> (CUB)	49.51
<u>Hammer throw</u>	 <u>Arasay Tondike</u> (CUB)	64.80 CR	 <u>Brittany Riley</u> (USA)	59.72	 <u>Marie-Eve Boiselle</u> (CAN)	57.70
<u>Javelin throw</u>	 <u>Rachel Yurkovich</u> (USA)	52.58 CR	 <u>Kara Patterson</u> (USA)	50.26	 <u>Tracy Morrison</u> (BAH)	47.03
<u>Heptathlon</u>	 <u>Lauren</u>	5333	 <u>Shevell</u>	5266	 <u>Jailma de</u>	5025

	Stewart (USA)		Quinley (USA)		Lima (BRA)	
10,000 metres track walk	 Jamy Franco (GUA)	49:36.25 CR	 Leisy Rodríguez (CUB)	49:41.68	 Maria Michta (USA)	49:43.85
4 × 100 metres relay	 United States Amberly Nesbitt Alexandria Anderson Kristina Davis Cleo Tyson	43.97	 Trinidad and Tobago Cadajah Spencer Sade St. Louis Jurnelle Francis Monique Cabral	45.45	 Brazil Tatiane Ferraz Bárbara Leônico Vanda Gomes Josiane Valentim	45.75
4 × 400 metres relay	 United States Nicole Leach Deonna Lawrence Brittany Jones Natasha Hastings	3:32.82	 Jamaica Anastasia Le-Roy Sonita Sutherland Bobby-Gaye Wilkins Sherene Pinnock	3:36.99	 Canada Bailey Lewis Corri-Ann Campbell-Fell Omoye Ugiagbe Carline Muir	3:41.29

Medal table (unofficial)

The medal count has been published.^[7] It is in agreement with the following unofficial medal count.

* Host nation ([Canada](#))

Rank	Nation	Gold	Silver	Bronze	Total
1	 United States	22	25	10	57
2	 Cuba	6	4	3	13
3	 Jamaica	3	5	3	11
4	 Canada *	2	6	10	18
5	 Brazil	2	1	6	9
6	 Venezuela	2	0	1	3
7	 Trinidad and Tobago	1	1	1	3
8	 Bermuda	1	1	0	2
	 Peru	1	1	0	2
10	 Argentina	1	0	1	2
	 Guatemala	1	0	1	2
12	 El Salvador	1	0	0	1
	 Uruguay	1	0	0	1
14	 Saint Lucia	0	1	0	1
15	 Bahamas	0	0	1	1
	 Barbados	0	0	1	1
	 Colombia	0	0	1	1
	 Mexico	0	0	1	1
	 Netherlands Antilles	0	0	1	1
	 Paraguay	0	0	1	1
	 Puerto Rico	0	0	1	1
Totals (21 nations)		44	45	43	132

References

- Bower, John (1 August 2005), *Successful Pan Am Juniors come to a close* (<http://www.iaaf.org/news/Kind=2/newsId=30779.html>), IAAF, retrieved October 26, 2011
- Pan American Junior Athletics Championships – 7/29/2005 to 7/31/2005, Windsor, Canada, Results* (<https://web.archive.org/web/20120523172545/http://www.athletics.ca/files/PanAmericanJunior05.pdf>) (PDF), Athletics Canada, archived from the original (<http://www.athletics.ca/files/PanAmericanJunior05.pdf>) (PDF) on 2012-05-23, retrieved Oct 26, 2011
- AthleCAC – Results Service – Servicio de Resultados. 2005 Pan American Junior Championships, PANAM-j Windsor CAN, 29-31 Jul 2005* (<http://www.athlecac.org/estadisticas/resultsMeet.asp?Meet=3053>), AthleCAC – CACAC, retrieved Oct 26, 2011
- 2005 Pan American Junior Athletics Championships, Results* (<http://www.usatf.org/events/2005/PanAmericanJuniorAthleticsChampionships/results.asp>), USA Track & Field, retrieved October 26, 2011
- World Junior Athletics History, *WORLD JUNIOR ATHLETICS HISTORY ("WJAH")* (<https://web.archive.org/web/20111023141635/http://www.wjah.co.uk/wojc/PAJC/PAJC2005.html>), archived from the original (<http://www.wjah.co.uk/wojc/PAJC/PAJC2005.html>) on October 23, 2011, retrieved October 24, 2011
- "PAN AMERICAN JUNIOR CHAMPIONSHIPS" (<http://www.gbrathletics.com/ic/paj.htm>), *Athletics Weekly*, retrieved October 24, 2011
- AthleCAC – Results Service – Servicio de Resultados. 2005 Pan American Junior Championships (Windsor, CAN)* (<http://www.athlecac.org/estadisticas/points.asp?Meet=3053&View=M>), AthleCAC – CACAC, retrieved Oct 26, 2011

External links

- [World Junior Athletics History \(https://web.archive.org/web/20140226190931/http://www.wjah.co.uk/wojc/meetlist.htm\)](https://web.archive.org/web/20140226190931/http://www.wjah.co.uk/wojc/meetlist.htm)
 - ["Official website of the 2005 Pan American Junior Championships" \(https://web.archive.org/web/20050802003651/http://www.panamswindsor.ca/\)](https://web.archive.org/web/20050802003651/http://www.panamswindsor.ca/). Archived from the original on August 2, 2005. Retrieved August 4, 2011.
 - [Official results \(http://www.usatf.org/events/2005/PanAmericanJuniorAthleticsChampionships/results.asp\)](http://www.usatf.org/events/2005/PanAmericanJuniorAthleticsChampionships/results.asp)
-

Retrieved from "https://en.wikipedia.org/w/index.php?title=2005_Pan_American_Junior_Athletics_Championships&oldid=935483705"

This page was last edited on 12 January 2020, at 21:21.

Text is available under the [Creative Commons Attribution-ShareAlike License](#); additional terms may apply. By using this site, you agree to the [Terms of Use](#) and [Privacy Policy](#). Wikipedia® is a registered trademark of the [Wikimedia Foundation, Inc.](#), a non-profit organization.