

# 2003 Pan American Junior Athletics Championships

The 12th **Pan American Junior Athletics Championships** were held in Bridgetown, Barbados at the National Stadium on 18–20 July 2003.<sup>[1]</sup> Jamaican sprinter Usain Bolt had the outstanding performance equalling the 200m World Junior record, while the team of the USA dominated the championships gaining 48 medals.<sup>[2]</sup>

## Contents

### Participation (unofficial)

#### Medal summary

Men

Women

### Medal table (unofficial)

### References

### External links

## Participation (unofficial)

Detailed result lists can be found on the [CACAC](#),<sup>[3]</sup> the [CFPI](#),<sup>[4]</sup> the [USA Track & Field](#),<sup>[5]</sup> and the "World Junior Athletics History" website.<sup>[6]</sup> An unofficial count yields the number of about 352 athletes from about 31 countries: Antigua and Barbuda (7), Argentina (12), Bahamas (6), Barbados (17), Bolivia (1), Brazil (22), British Virgin Islands (2), Canada (46), Cayman Islands (1), Chile (14), Colombia (11), Costa Rica (2), Cuba (6), Dominica (2), Dominican Republic (3), Ecuador (6), El Salvador (3), Grenada (4), Guyana (3), Jamaica (34), Mexico (21), Netherlands Antilles (1), Nicaragua (1), Peru (5), Puerto Rico (11), Saint Lucia (5), Saint Vincent and the Grenadines (2), Trinidad and Tobago (14), United States (72), U.S. Virgin Islands (1), Venezuela (17).

## Medal summary

Medal winners are published.<sup>[7]</sup> Complete results can be found on the [CACAC](#),<sup>[3]</sup> the [CFPI](#)<sup>[4]</sup> on the [USA Track & Field](#)<sup>[5]</sup> and on the "World Junior Athletics History" website.<sup>[6]</sup>







## Men

### XII Pan American Junior Athletics Championships



<b>Dates</b>	18–20 July
<b>Host city</b>	Bridgetown, Barbados <span><span><span></span></span><span> </span></span>
<b>Venue</b>	Barbados National Stadium
<b>Level</b>	Junior
<b>Events</b>	43
<b>Participation</b>	about 352 athletes from 31 nations
<span>←</span> 2001 Santa Fe <span> </span> 2005 Windsor <span>→</span>	

Event	Gold		Silver		Bronze	
<u>100 metres</u>	<span><span><span></span></span><span> </span></span> Churandy Martina (AHO)	10.33	<span><span><span></span></span><span> </span></span> Kenny O'Neal (USA)	10.42	<span><span><span></span></span><span> </span></span> Tesfa Latty (JAM)	10.47
<u>200 metres</u>	<span><span><span></span></span><span> </span></span> Usain Bolt (JAM)	20.13 <b>WYB</b> , <b>=WJR</b> , <b>CR</b>	<span><span><span></span></span><span> </span></span> David Neville (USA)	20.63	<span><span><span></span></span><span> </span></span> Jorge Sena (BRA)	20.70
<u>400 metres</u>	<span><span><span></span></span><span> </span></span> Ashton Collins (USA)	45.59	<span><span><span></span></span><span> </span></span> Jeremy Wariner (USA)	45.63	<span><span><span></span></span><span> </span></span> Michael Mathieu (BAH)	46.47
<u>800 metres</u>	<span><span><span></span></span><span> </span></span> Thiago Chyromont (BRA)	1:48.76	<span><span><span></span></span><span> </span></span> Simeon Bovell (TRI)	1:49.54	<span><span><span></span></span><span> </span></span> Michael McGrath (USA)	1:50.16
<u>1500 metres</u>	<span><span><span></span></span><span> </span></span> Maury Surel Castillo (CUB)	3:47.13	<span><span><span></span></span><span> </span></span> Kurt Benninger (CAN)	3:49.08	<span><span><span></span></span><span> </span></span> Mike Woods (CAN)	3:50.93
<u>5000 metres</u>	<span><span><span></span></span><span> </span></span> Galen Rupp (USA)	14:20.29	<span><span><span></span></span><span> </span></span> Arturo Merced (MEX)	14:30.68	<span><span><span></span></span><span> </span></span> Maury Surel Castillo (CUB)	14:38.04
<u>10,000 metres</u>	<span><span><span></span></span><span> </span></span> Brett Gotcher (USA)	30:39.51	<span><span><span></span></span><span> </span></span> Jonathan Castañeda (MEX)	30:40.04	<span><span><span></span></span><span> </span></span> Deivis Sanches (VEN)	30:40.66
<u>3000 metres steeplechase</u>	<span><span><span></span></span><span> </span></span> Cristian Patiño (ECU)	9:05.70	<span><span><span></span></span><span> </span></span> Kevin Davis (USA)	9:06.20	<span><span><span></span></span><span> </span></span> Jean Calzadilla (VEN)	9:06.25
<u>110 metres hurdles</u> (Wind: +0.0 m/s)	<span><span><span></span></span><span> </span></span> Kenneth Ferguson (USA)	13.60	<span><span><span></span></span><span> </span></span> Dexter Faulk (USA)	13.82	<span><span><span></span></span><span> </span></span> Jesse King (BAR)	14.46
<u>400 metres hurdles</u>	<span><span><span></span></span><span> </span></span> Kenneth Ferguson (USA)	50.07	<span><span><span></span></span><span> </span></span> Isa Phillips (JAM)	50.95	<span><span><span></span></span><span> </span></span> Javier Culson (PUR)	51.10
<u>High jump</u>	<span><span><span></span></span><span> </span></span> Keith Moffatt (USA)	2.20	<span><span><span></span></span><span> </span></span> Mark Dillon (CAN)	2.15	<span><span><span></span></span><span> </span></span> Michael Morrison (USA)	2.10
<u>Pole vault</u>	<span><span><span></span></span><span> </span></span> Germán Chiaraviglio (ARG)	5.15	<span><span><span></span></span><span> </span></span> João Gabriel Sousa (BRA)	5.00	<span><span><span></span></span><span> </span></span> Jason Wurster (CAN)	4.90
<u>Long jump</u>	<span><span><span></span></span><span> </span></span> Wilfredo Martínez (CUB)	7.70 (+0.2 m/s)	<span><span><span></span></span><span> </span></span> David Giralt (CUB)	7.63 (+0.0 m/s)	<span><span><span></span></span><span> </span></span> Ronald Hill (USA)	7.58 (+0.0 m/s)
<u>Triple jump</u>	<span><span><span></span></span><span> </span></span> David Giralt (CUB)	16.93 PB (−0.5 m/s)	<span><span><span></span></span><span> </span></span> Ayata Joseph (ATG)	16.29 (+0.1 m/s)	<span><span><span></span></span><span> </span></span> Leonardo dos Santos (BRA)	15.66 (+0.1 m/s)
<u>Shot put</u>	<span><span><span></span></span><span> </span></span> Garrett Johnson (USA)	19.95	<span><span><span></span></span><span> </span></span> Noah Bryant (USA)	19.40	<span><span><span></span></span><span> </span></span> Gustavo de Mendonça (BRA)	19.24
<u>Discus throw</u>	<span><span><span></span></span><span> </span></span> Gustavo de Mendonça (BRA)	58.76	<span><span><span></span></span><span> </span></span> Adam Kuehl (USA)	55.41	<span><span><span></span></span><span> </span></span> Jim Steacy (CAN)	55.26
<u>Hammer throw</u>	<span><span><span></span></span><span> </span></span> Jim Steacy (CAN)	70.70	<span><span><span></span></span><span> </span></span> Nick Owens (USA)	65.13	<span><span><span></span></span><span> </span></span> Leandro Benetti (ARG)	64.76
<u>Javelin throw</u>	<span><span><span></span></span><span> </span></span> Júlio César de Oliveira (BRA)	68.42	<span><span><span></span></span><span> </span></span> Justin Ryncavage (USA)	68.30	<span><span><span></span></span><span> </span></span> Thomas Jordan (USA)	63.57
<u>Decathlon</u>	<span><span><span></span></span><span> </span></span> Donavan Kilmartin (USA)	7486 <b>CR</b>	<span><span><span></span></span><span> </span></span> Matías López (ARG)	6635	<span><span><span></span></span><span> </span></span> Freddy Díaz (VEN)	6616
<u>10,000</u>	<span><span><span></span></span><span> </span></span> Francisco	46:27.34	<span><span><span></span></span><span> </span></span> Eder	46:27.41	<span><span><span></span></span><span> </span></span> Carlos	46:28.70

<u>metres track walk</u>	<u>Flores (MEX)</u>		<u>Sánchez (MEX)</u>		<u>Borgoño (CHI)</u>	
<u>4 × 100 metres relay</u>	 United States <u>Carlos Moore</u> <u>Aaron Collins</u> <u>Ashton Collins</u> <u>Willie Hordge</u>	39.29 PB	 Jamaica <u>Winston Hutton</u> <u>Tesfa Latty</u> <u>Adrian Cephas</u> <u>Usain Bolt</u>	39.40 PB	 Canada <u>Jamie Adjetey-Nelson</u> <u>Jonathan Suddaby</u> <u>Julien Dugal</u>	41.74
<u>4 × 400 metres relay</u>	 United States <u>Elzie Coleman</u> <u>Jeremy Wariner</u> <u>Kenneth Fergusson</u> <u>Ashton Collins</u>	3:02.88 PB	 Canada <u>Nathan Vadeboncoeur</u> <u>Hank Palmer</u> <u>David Pedneault</u> <u>Cameron Sahaduth</u>	3:11.56	 Jamaica <u>Melhard Brown</u> <u>Kiel Browne</u> <u>Rohan Phipps</u> <u>Isa Phillips</u>	3:12.41

## Women

Event	Gold		Silver		Bronze	
<u>100 metres</u>	 <u>Shalonda Solomon</u> (USA)	11.35	 <u>Sherone Simpson</u> (JAM)	11.44	 <u>Wanda Hutson</u> (TRI)	11.58
<u>200 metres</u> (Wind: +0.0 m/s)	 <u>Shalonda Solomon</u> (USA)	22.93 <b>CR</b>	 <u>Anneisha McLaughlin</u> (JAM)	23.34	 <u>Shana Cox</u> (USA)	23.39
<u>400 metres</u>	 <u>Stephanie Smith</u> (USA)	52.52	 <u>Angel Perkins</u> (USA)	52.76	 <u>Sonita Sutherland</u> (JAM)	53.56
<u>800 metres</u>	 <u>Yuneisi Santiusti</u> (CUB)	2:04.78	 <u>Kayann Thompson</u> (JAM)	2:05.54	 <u>Carlene Robinson</u> (JAM)	2:06.51
<u>1500 metres</u>	 <u>Yuneisi Santiusti</u> (CUB)	4:24.56	 <u>Chantelle Dron</u> (USA)	4:26.66	 <u>Elizabeth Maloy</u> (USA)	4:26.87
<u>3000 metres</u>	 <u>Inés Melchor</u> (PER)	9:57.96	 <u>Laura Zeigle</u> (USA)	10:04.18	 <u>Ángela Figueroa</u> (COL)	10:06.95
<u>5000 metres</u>	 <u>Inés Melchor</u> (PER)	16:53.37	 <u>Suzanna Larsen</u> (USA)	17:09.20	 <u>Amber Sayer</u> (USA)	17:46.34
<u>2000 metres steeplechase</u> (exhibition)	 <u>Angela Marvin</u> (USA)	6:37.84	 <u>Kelly Siefker</u> (USA)	6:40.87	 <u>Ángela Figueroa</u> (COL)	6:51.31
<u>100 metres hurdles</u>	 <u>Dawn Harper</u> (USA)	13.42	 <u>Alandra Sherman</u> (USA)	13.80	 <u>Keisha Brown</u> (JAM)	13.86
<u>400 metres hurdles</u>	 <u>Amanda Dias</u> (BRA)	58.09	 <u>Josanne Lucas</u> (TRI)	58.43	 <u>Mackenzie Hill</u> (USA)	58.61
<u>High jump</u>	 <u>Sharon Day</u> (USA)	1.85	 <u>Levern Spencer</u> (LCA)	1.83	 <u>Chaunté Howard</u> (USA)	1.81
<u>Pole vault</u>	 <u>Julene Bailey</u> (USA)	4.05 <b>CR</b>	 <u>Kira Costa</u> (USA)  <u>Karla da Silva</u> (BRA)	4.00		
<u>Long jump</u>	 <u>Yudelkis Fernández</u> (CUB)	6.46 <b>CR</b> (−0.4 m/s)	 <u>Yuridia Bustamante</u> (MEX)	6.20 (+0.0 m/s)	 <u>Renee Williams</u> (USA)	6.19 (−0.4 m/s)
<u>Triple jump</u>	 <u>Yudelkis Fernández</u> (CUB)	13.89 <b>CR</b> (+0.0 m/s)	 <u>Alyce Williams</u> (USA)	12.87 (+0.5 m/s)	 <u>Desiree Crichlow</u> (BAR)	12.86 (+0.1 m/s)
<u>Shot put</u>	 <u>Michelle Carter</u> (USA)	16.23	 <u>Zara Northover</u> (JAM)	14.46	 <u>Jennifer Dahlgren</u> (ARG)	14.26
<u>Discus throw</u>	 <u>Amarachi Ukabam</u> (USA)	52.05	 <u>Beth Mallory</u> (USA)	50.91	 <u>Shernelle Nicholls</u> (BAR)	40.64
<u>Hammer throw</u>	 <u>Jennifer Dahlgren</u> (ARG)	58.61	 <u>Beth Mallory</u> (USA)	57.75	 <u>Adriana Benaventa</u> (VEN)	56.81
<u>Javelin throw</u>	 <u>Erma Gene Evans</u> (LCA)	49.67	 <u>Krista Woodward</u> (CAN)	48.90	 <u>Dalila Rugama</u> (NCA)	48.61
<u>Heptathlon</u>	 <u>Juana Castillo</u> (DOM)	5381	 <u>Nadina Marsh</u> (JAM)	5135	 <u>Janine Polischuk</u> (CAN)	5101
<u>10,000 metres track</u>	 <u>Alessandra Picagevicz</u> (BRA)	52:27.57	 <u>Josette Sepúlveda</u> (CHI)	53:04.51	 <u>Johana Malla</u> (ECU)	53:39.42

walk						
<u>4 × 100 metres relay</u>	<span><span><span></span></span><span> </span></span> United States <u>Ashley Owens</u> <u>Juanita Broaddus</u> <u>Alandra Sherman</u> <u>Shalonda Solomon</u>	44.00	<span><span><span></span></span><span> </span></span> Jamaica <u>Jodi-Ann Powell</u> <u>Simone Facey</u> <u>Anneisha McLaughlin</u> <u>Sherone Simpson</u>	44.24	<span><span><span></span></span><span> </span></span> Trinidad and Tobago <u>Kerry Barrow</u> <u>Wanda Hutson</u> <u>Monique Cabral</u> <u>Kelly-Ann Baptiste</u>	45.15
<u>4 × 400 metres relay</u>	<span><span><span></span></span><span> </span></span> United States <u>Jasmine Lee</u> <u>Angel Perkins</u> <u>Natasha Hastings</u> <u>Stephanie Smith</u>	3:34.08	<span><span><span></span></span><span> </span></span> Jamaica <u>Camille Robinson</u> <u>Sonita Sutherland</u> <u>Maxine Foster</u> <u>Carlene Robinson</u>	3:41.26	<span><span><span></span></span><span> </span></span> Canada <u>Alicia Brown</u> <u>Bailey Lewis</u> <u>Holly Ratzlaff</u> <u>Patricia Mayers</u>	3:43.54

## Medal table (unofficial)

---

The medal count has been published.<sup>[8][9]</sup> It is in agreement with the following unofficial medal count.

\*  Host nation (Barbados)

Rank	Nation	Gold	Silver	Bronze	Total
1	 <a href="#">United States</a>	20	18	10	48
2	 <a href="#">Cuba</a>	7	1	1	9
3	 <a href="#">Brazil</a>	5	2	3	10
4	 <a href="#">Argentina</a>	2	1	2	5
5	 <a href="#">Peru</a>	2	0	0	2
6	 <a href="#">Jamaica</a>	1	9	5	15
7	 <a href="#">Canada</a>	1	4	6	11
8	 <a href="#">Mexico</a>	1	4	0	5
9	 <a href="#">Saint Lucia</a>	1	1	0	2
10	 <a href="#">Ecuador</a>	1	0	1	2
11	 <a href="#">Dominican Republic</a>	1	0	0	1
	 <a href="#">Netherlands Antilles</a>	1	0	0	1
13	 <a href="#">Trinidad and Tobago</a>	0	2	2	4
14	 <a href="#">Chile</a>	0	1	1	2
15	 <a href="#">Antigua and Barbuda</a>	0	1	0	1
16	 <a href="#">Venezuela</a>	0	0	4	4
17	 <a href="#">Barbados*</a>	0	0	3	3
18	 <a href="#">Bahamas</a>	0	0	1	1
	 <a href="#">Colombia</a>	0	0	1	1
	 <a href="#">Nicaragua</a>	0	0	1	1
	 <a href="#">Puerto Rico</a>	0	0	1	1
<b>Totals (21 nations)</b>		<b>43</b>	<b>44</b>	<b>42</b>	<b>129</b>

## References

- 2003 Pan American Junior Championships in Athletics* (<http://www.usatf.org/events/2003/PanAmericanJuniorChampionships/>), USA Track & Field, retrieved 5 August 2011
- Bolt equals World junior 200m record, as USA dominates Pan Am Junior Champs* (<http://www.iaaf.org/news/Kind=2/newsId=22064.html>), IAAF, 21 July 2003, retrieved 26 October 2011
- AthleCAC – Results Service – Servicio de Resultados. 2003 Pan American Junior Championships, PACj Bridgetown BAR, 18–20 Jul 2003* (<http://www.athlecac.org/estadisticas/resultsMeet.asp?Meet=656>), AthleCAC – CACAC, retrieved 26 October 2011
- Pan American Junior Championships at the National Stadium in Bridgetown, Barbados, WI, July 18–20, 2003* (<http://www.cfpitiming.com/2003%20outdoor%20season/Pan%20Am%20Junior%202003/Pan%20Am%20Junior%20championship%20home%202003.htm>), C.F.P.I. Timing & Data, Inc., retrieved 26 October 2011
- 2003 Pan American Junior Championships in Athletics, Results* (<http://www.usatf.org/events/2003/PanAmericanJuniorChampionships/results/fullResults.asp>), USA Track & Field, retrieved 24 October 2011
- World Junior Athletics History, *WORLD JUNIOR ATHLETICS HISTORY ("WJAH")* (<https://web.archive.org/web/20111023134807/http://www.wjah.co.uk/wojc/PAJC/PAJC2003.html>), archived from the original (<http://www.wjah.co.uk/wojc/PAJC/PAJC2003.html>) on 23 October 2011, retrieved 24 October 2011
- "PAN AMERICAN JUNIOR CHAMPIONSHIPS" (<http://www.gbrathletics.com/ic/paj.htm>), *Athletics Weekly*, retrieved 24 October 2011

8. *ROYAL BANK OF CANADA – July 18, 2003 to July 20, 2003, PAN AM JUNIOR CHAMPIONSHIPS IN ATHLETICS 2003, National Stadium, WATERFORD ST. MICHAEL, Medal Count, Combined: Men + Women* (<http://www.cfpitiming.com/2003%20outdoor%20season/Pan%20Am%20Junior%202003/Pan%20Am%20Junior%20medal%20count%202003.htm>), C.F.P.I. Timing & Data, Inc., 20 July 2003, retrieved 26 October 2011
9. *2003 Pan American Junior Championships in Athletics, Medal Counts, Combined Men & Women* (<http://www.usatf.org/events/2003/PanAmericanJuniorChampionships/results/medalCounts.asp>), USA Track & Field, retrieved 26 October 2011

## External links

---

- [World Junior Athletics History \(https://web.archive.org/web/20140226190931/http://www.wjah.co.uk/wojc/meetlist.htm\)](https://web.archive.org/web/20140226190931/http://www.wjah.co.uk/wojc/meetlist.htm)
- 

Retrieved from "[https://en.wikipedia.org/w/index.php?title=2003\\_Pan\\_American\\_Junior\\_Athletics\\_Championships&oldid=935483704](https://en.wikipedia.org/w/index.php?title=2003_Pan_American_Junior_Athletics_Championships&oldid=935483704)"

---

**This page was last edited on 12 January 2020, at 21:21.**

Text is available under the [Creative Commons Attribution-ShareAlike License](#); additional terms may apply. By using this site, you agree to the [Terms of Use](#) and [Privacy Policy](#). Wikipedia® is a registered trademark of the [Wikimedia Foundation, Inc.](#), a non-profit organization.