

1984 Pan American Junior Athletics Championships

The 3rd **Pan American Junior Athletics Championships** were held in Nassau, Bahamas, on August 23–25, 1984.

Contents

Participation (unofficial)

Medal summary

Men

Women

Medal table (unofficial)

References

External links

III Pan American Junior Athletics Championships

Dates	August 23–25
Host city	Nassau, Bahamas <div> </div>
Level	Junior
Events	38
Participation	about 219 athletes from 14 nations
← 1982 Barquisimeto	1986 Winter Park →


























Participation (unofficial)

Detailed result lists can be found on the "World Junior Athletics History" website.^[1] An unofficial count yields the number of about 219 athletes from about 14 countries: Argentina (3), Bahamas (33), Bermuda (2), Brazil (14), Canada (59), Colombia (2), Ecuador (3), Jamaica (14), Martinique (2), Mexico (11), Panama (5), Puerto Rico (2), United States (68), Venezuela (1).

Medal summary

Medal winners are published.^[2] Complete results can be found on the "World Junior Athletics History" website.^[1]

Men

Event	Gold		Silver		Bronze	
<u>100 metres</u>	 <u>Joe DeLoach</u> (USA)	10.43w	 <u>Jason Leach</u> (USA)	10.44w	 <u>William Trott</u> (BER)	10.52w
<u>200 metres</u>	 <u>Joe DeLoach</u> (USA)	20.94w	 <u>Courtney Brown</u> (CAN)	21.07w	 <u>Anthony Mahone</u> (USA)	21.34w
<u>400 metres</u>	 <u>Dennis Mitchell</u> (USA)	46.83	 <u>Andrew Valmon</u> (USA)	46.94	 <u>Bernard Whyte</u> (CAN)	47.20
<u>800 metres</u>	 <u>Joey Bunch</u> (USA)	1:48.55	 <u>Luis Migueles</u> (ARG)	1:48.67	 <u>Kevin Wiseman</u> (CAN)	1:51.77
<u>1500 metres</u>	 <u>Charles Marsala</u> (USA)	3:49.81	 <u>Luis Migueles</u> (ARG)	3:50.93	 <u>John Castellano</u> (CAN)	3:53.52
<u>5000 metres</u>	 <u>John Castellano</u> (CAN)	14:16.18	 <u>Roberto López</u> (MEX)	14:16.21	 <u>Bob Rice</u> (CAN)	14:23.16
<u>2000 metres steeplechase</u>	 <u>Roberto López</u> (MEX)	5:52.2	 <u>Karl Van Calcar</u> (USA)	5:52.6	 <u>Bob Rice</u> (CAN)	6:02.9
<u>110 metres hurdles</u>	 <u>Arthur Blake</u> (USA)	14.02w	 <u>Mark Boyd</u> (USA)	14.13w	 <u>Lyndon Campos</u> (BRA)	14.50w
<u>400 metres hurdles</u>	 <u>Kevin Henderson</u> (USA)	51.05	 <u>Belfred Clark</u> (USA)	51.55	 <u>Neville Douglas</u> (CAN)	52.17
<u>High jump</u>	 <u>Dothel Edwards</u> (USA)	2.21	 <u>Mark Reed</u> (USA)	2.15	 <u>Troy Kemp</u> (BAH)  <u>Fernando Pastoriza</u> (ARG)	2.10
<u>Pole vault</u>	 <u>Doug Fraley</u> (USA)	5.28	 <u>Brandon Richards</u> (USA)	5.07	 <u>Bob Lindsay</u> (CAN)	4.87
<u>Long jump</u>	 <u>Joey Wells</u> (BAH)	7.89	 <u>Marcus Barros</u> (BRA)	7.58	 <u>Joseph Richardson</u> (USA)	7.38
<u>Triple jump</u>	 <u>John Tillman</u> (USA)	16.61	 <u>Kenny Harrison</u> (USA)	16.05	 <u>Wendell Lawrence</u> (BAH)	15.26
<u>Shot put</u>	 <u>José de Souza</u> (BRA)	17.09	 <u>Gary LeJambre</u> (USA)	16.95	 <u>Rob Venier</u> (CAN)	16.88
<u>Discus throw</u>	 <u>José de Souza</u> (BRA)	47.64	 <u>Jess Grigg</u> (USA)	47.22	 <u>Peter Massfeller</u> (CAN)	45.16
<u>Hammer throw</u>	 <u>John Thomas</u> (USA)	51.22	 <u>Eldon Pfeiffer</u> (CAN)	50.48	 <u>Alan Lareau</u> (USA)	50.24
<u>Javelin throw</u>	 <u>Robert Amabile</u> (USA)	73.14	 <u>Mike Olma</u> (CAN)	68.20	 <u>Bruce Bacchiocchi</u> (USA)	66.80
<u>Decathlon</u>	 <u>Steve Klassen</u> (USA)	7323	 <u>Pedro da Silva</u> (BRA)	7048	 <u>Ron McPhee</u> (BAH)	6710
<u>10,000 metres track walk</u>	 <u>Carlos Mercenario</u> (MEX)	48:51.7	 <u>Tony Engelhardt</u> (USA)	50:48.8	 <u>Dave McGovern</u> (USA)	51:54.5
<u>4 × 100</u>	 <u>United</u>	40.09	 <u>Canada</u>	40.77	 <u>Bahamas</u>	41.91

<u>metres relay</u>	States <u>Greg Sholars</u> <u>Kevin Robinzine</u> <u>Jason Leach</u> <u>Joe DeLoach</u>		<u>D'Arcy Kay</u> <u>David Wilkinson</u> <u>Courtney Brown</u> <u>Bernard Whyte</u>		<u>Joey Wells</u> <u>Byron Ferguson</u> <u>Mark Johnson</u> <u>Oscar Skippings</u>	
<u>4 × 400 metres relay</u>	 <u>United States</u> <u>Mike Spangler</u> <u>Dennis Mitchell</u> <u>Kevin Robinzine</u> <u>Andrew Valmon</u>	3:07.59	 <u>Canada</u> <u>Bernard Whyte</u> <u>Neville Douglas</u> <u>John Graham</u> <u>Ron Richards</u>	3:08.32	 <u>Bahamas</u> <u>Oscar Skippings</u> <u>Byron Ferguson</u> <u>Sean Burrows</u> <u>Steven Smith</u>	3:17.18

Women

Event	Gold		Silver		Bronze	
<u>100 metres</u>	 <u>Katie Anderson</u> (CAN)	11.60w	 <u>Denise Liles</u> (USA)	11.62w	 <u>Gail Devers</u> (USA)	11.68w
<u>200 metres</u>	 <u>Denise Liles</u> (USA)	23.90w	 <u>Pamela Qualls</u> (USA)	23.94w	 <u>Rosey Edeh</u> (CAN)	23.98w
<u>400 metres</u>	 <u>Andrea Thomas</u> (JAM)	52.57	 <u>Chewaukii Knighten</u> (USA)	53.03	 <u>Tanya McIntosh</u> (USA)	53.13
<u>800 metres</u>	 <u>Elsie Braithwaite</u> (CAN)	2:07.1	 <u>Kerri Zaleski</u> (USA)	2:07.5	 <u>Andrea Thomas</u> (JAM)	2:09.2
<u>1500 metres</u>	 <u>Suzy Favor</u> (USA)	4:19.46	 <u>Robyn Meagher</u> (CAN)	4:21.8	 <u>Brenda Shackleton</u> (CAN)	4:23.63
<u>3000 metres</u>	 <u>Brenda Shackleton</u> (CAN)	9:26.7	 <u>Kristen Perini</u> (USA)	9:29.4	 <u>Genoveva Domínguez</u> (MEX)	9:30.9
<u>100 metres hurdles</u>	 <u>LaVonna Martin</u> (USA)	13.55	 <u>Yolande Jones</u> (CAN)	13.98	 <u>Nancy McCuaig</u> (CAN)	14.21
<u>400 metres hurdles</u>	 <u>Leslie Maxie</u> (USA)	58.38	 <u>Donalda Duprey</u> (CAN)	58.99	 <u>Carmelle Hunka</u> (CAN)	60.00
<u>High jump</u>	 <u>Lisa Bernhagen</u> (USA)	1.89	 <u>Latrese Johnson</u> (USA)	1.86	 <u>Orlane dos Santos</u> (BRA)	1.86
<u>Long jump</u>	 <u>Wendy Brown</u> (USA)	6.10	 <u>Claire Connor</u> (USA)	5.95	 <u>Christina Ignacz</u> (CAN)	5.90
<u>Shot put</u>	 <u>Laverne Eve</u> (BAH)	14.93	 <u>Carla Garrett</u> (USA)	14.56	 <u>Jill Palmer</u> (USA)	14.30
<u>Discus throw</u>	 <u>Carla Garrett</u> (USA)	48.78	 <u>Colleen Rosensteel</u> (USA)	47.70	 <u>María Isabel Urrutia</u> (COL)	42.98
<u>Javelin throw</u>	 <u>Michelle Olivera</u> (USA)	54.12	 <u>Laverne Eve</u> (BAH)	53.50	 <u>Cheryl Coker</u> (CAN)	48.54
<u>Heptathlon</u>	 <u>Orlane dos Santos</u> (BRA)	5344	 <u>France Nault</u> (CAN)	5077	 <u>Pamela Doggett</u> (USA)	4967
<u>3000 metres Track Walk</u>	 <u>Sybil Perez</u> (USA)	15:05.4	 <u>María Colín</u> (MEX)	15:06.1	 <u>Céline Giguère</u> (CAN)	15:46.1
<u>4 × 100 metres relay</u>	 <u>United States</u>	45.13	 <u>Bahamas</u>	47.19	 <u>Brazil</u>	49.50
<u>4 × 400 metres relay</u>	 <u>United States</u>	3:36.69	 <u>Canada</u>	3:38.68	 <u>Bahamas</u>	3:55.35

Medal table (unofficial)

* Host nation (Bahamas)

Rank	Nation	Gold	Silver	Bronze	Total
1	 United States	26	20	9	55
2	 Canada	4	10	16	30
3	 Brazil	3	2	3	8
4	 Bahamas*	2	2	6	10
5	 Mexico	2	2	1	5
6	 Jamaica	1	0	1	2
7	 Argentina	0	2	1	3
8	 Bermuda	0	0	1	1
	 Colombia	0	0	1	1
Totals (9 nations)		38	38	39	115

References

- World Junior Athletics History, *WORLD JUNIOR ATHLETICS HISTORY ("WJAH")* (<http://www.wjah.co.uk/wojc/PAJC/PAJC1984.html>), retrieved October 24, 2011
- "PAN AMERICAN JUNIOR CHAMPIONSHIPS" (<http://www.gbrathletics.com/ic/paj.htm>), *Athletics Weekly*, retrieved October 24, 2011

External links

- World Junior Athletics History (<https://web.archive.org/web/20130305032141/http://www.wjah.co.uk/wojc/meetlist.htm>)

Retrieved from "https://en.wikipedia.org/w/index.php?title=1984_Pan_American_Junior_Athletics_Championships&oldid=935483680"

This page was last edited on 12 January 2020, at 21:21.

Text is available under the Creative Commons Attribution-ShareAlike License; additional terms may apply. By using this site, you agree to the [Terms of Use](#) and [Privacy Policy](#). Wikipedia® is a registered trademark of the [Wikimedia Foundation, Inc.](#), a non-profit organization.